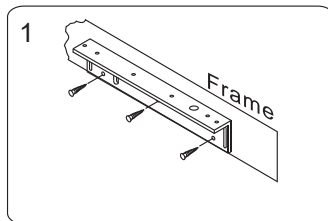


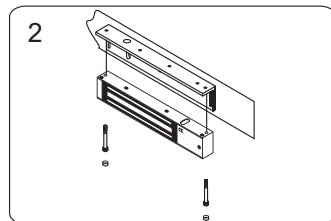
Application for the Electromagnet:
10010, 10020, 10040, 10060 Series

Unit: mm

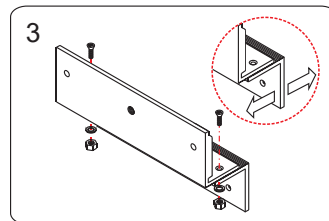
Installation of LZ bracket on Inswing doors



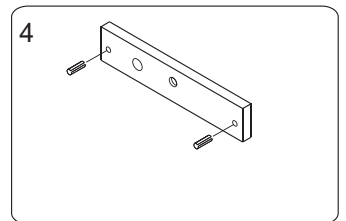
1 Install L bracket on the door frame. Make sure the door may be opened / closed.



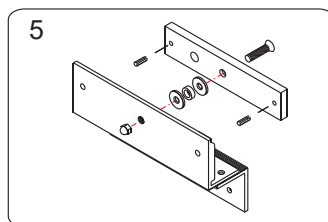
2 Fasten the electromagnet to L bracket with fixing screws.



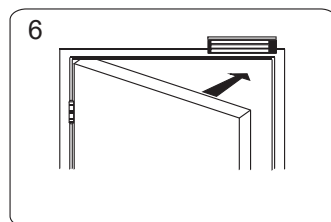
3 Assemble Z bracket. Make sure it is still loose.



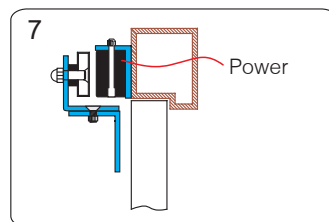
4 Insert the guide pins into the armature plate.



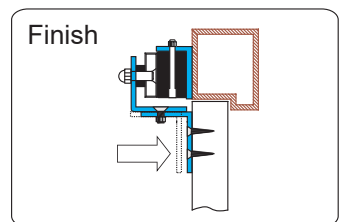
5 Fasten the armature plate to Z bracket. Insert the rubber washer between them.



6 Closer the door and turn on the power.



7 Let the armature plate and electromagnet bond together. Press Z bracket to the door leaf.



8 Fasten Z bracket to the door leaf.