

# Electromagnetic Door Holders

Reliable Door Control for Emergency Release



GD840S

GD850F

GEM electromagnetic door holders are designed for use with self-closing fire and smoke barrier doors. They usually use independently or with any fire or smoke detector system. Typical installations include hospitals, schools, and public buildings. Electromagnetic door holders can also be operated by manual release for safety and convenience.

## Standard Features

- Standard voltage AC or DC
- Typical high holding force up to 80 lbs.
- No residual magnetism
- Swivel/Self-adjustable armature plate for easy installation
- Flush/Floor/Surface mounted
- Extension rods for increased operational alignment
- Manual release button allows to release the door at any time

## Patents, Approvals, and Listings








- UL 228, ULC C228 listed: R21907 (GD900 series)
- NF S 61-937 compliant (GD840S, GD850F, GD860S)



GIANNI INDUSTRIES, INC.

Tel: +886-2-2267-7986 Fax: +886-2-2267-9876  
www.gianni.com.tw inquiry1@gianni.com.tw

## ANSI Standard Electromagnetic Door Holders

Models	Voltage	Current Draw	Holding Force (lbs.)	Manual Release Button	Mount	Finish/Color	LED	Bond Sensor	Armature Plate Type	
<b>*GD900F</b> 	24 VAC/DC *(12 VAC/DC)	120mA/12VDC 60mA/24VDC	80	●	Floor	Black	—	—	Square	Swivel
<b>*GD900W</b> 	24 VAC/DC *(12 VAC/DC)	120mA/12VDC 60mA/24VDC	80	—	Flush	Stainless steel	—	—	Square	Swivel
<b>*GD900WS</b> 	24 VAC/DC *(12 VAC/DC)	120mA/12VDC 60mA/24VDC	80	—	Surface	Stainless steel	—	—	Square	Swivel
<b>*GD900WE</b>	24 VAC/DC *(12 VAC/DC)	120mA/12VDC 60mA/24VDC	80	●	Flush	Stainless steel	●	—	Square	Swivel
<b>*GD900WES</b>	24 VAC/DC *(12 VAC/DC)	120mA/12VDC 60mA/24VDC	80	●	Surface	Stainless steel	●	—	Square	Swivel
<b>GD950</b>	12/24VDC	130mA/12VDC 80mA/24VDC	80	—	Flush	Silver Black	●	●	Round	Swivel
<b>GD950S</b>	12/24VDC	130mA/12VDC 80mA/24VDC	80	—	Surface	Silver Black	●	●	Round	Swivel
<b>GD970</b> 	12/24VDC	130mA/14VDC 145mA/24VDC	32.9	—	Flush	Silver	—	—	Round	Swivel
	110VAC/220VAC		38.8							
<b>GD970S</b> 	12/24VDC	70mA/110VAC 50mA/220VAC	32.9	—	Surface	Silver	—	—	Round	Swivel
	110VAC/220VAC		38.8							
<b>GD990</b> 	12/24VDC	130mA/14VDC 145mA/24VDC	32.9	—	Flush	Stainless steel	—	—	Round	Swivel
	110VAC/220VAC		38.8							
<b>GD990S</b> 	12/24VDC	70mA/110VAC 50mA/220VAC	32.9	—	Surface	Stainless steel	—	—	Round	Swivel
	110VAC/220VAC		38.8							

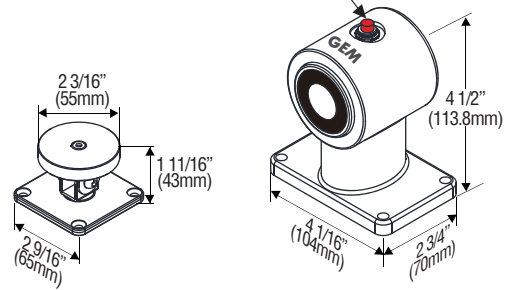
\*Special order for 12VAC/DC operation

## ANSI Standard Electromagnetic Door Holder Dimensions

**GD900F**



Manual release button



**GD900W**

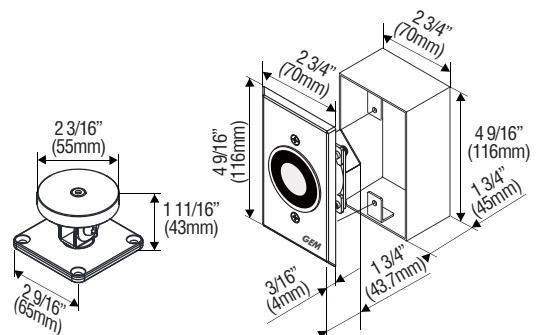


**SMB-050**

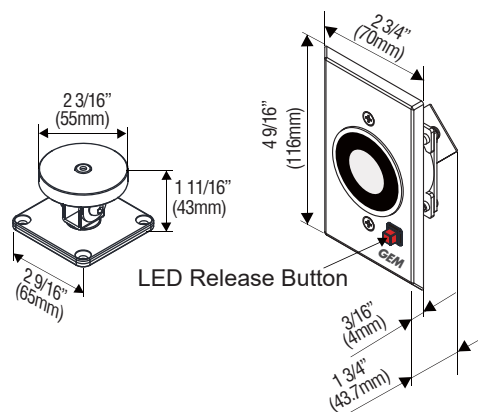
Optional Back Box for GD900W & GD900WE



**GD900WS**

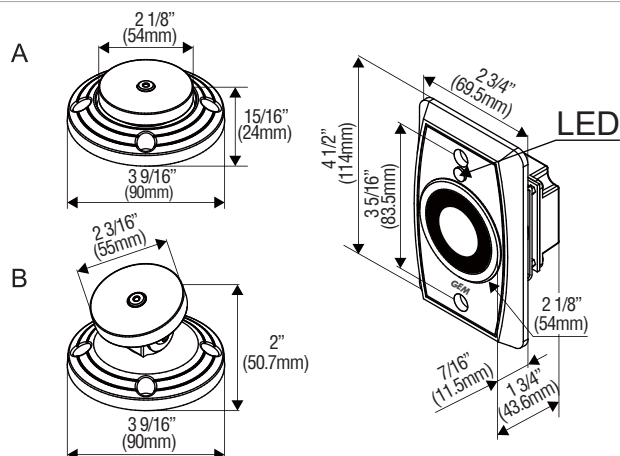


**GD900WE**

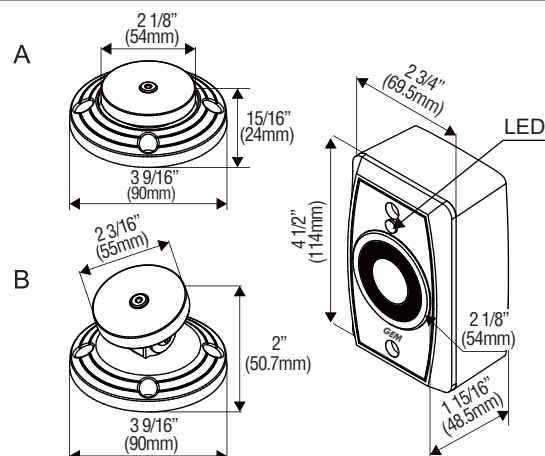


## ANSI Standard Electromagnetic Door Holder Dimensions

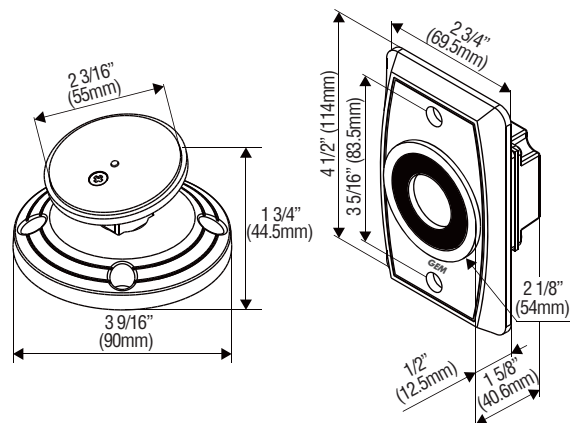
GD950



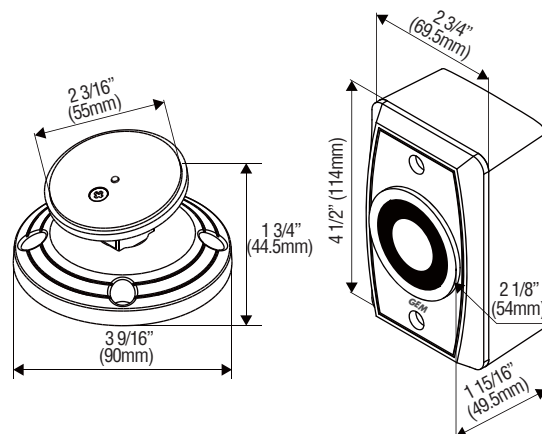
GD950S



GD970

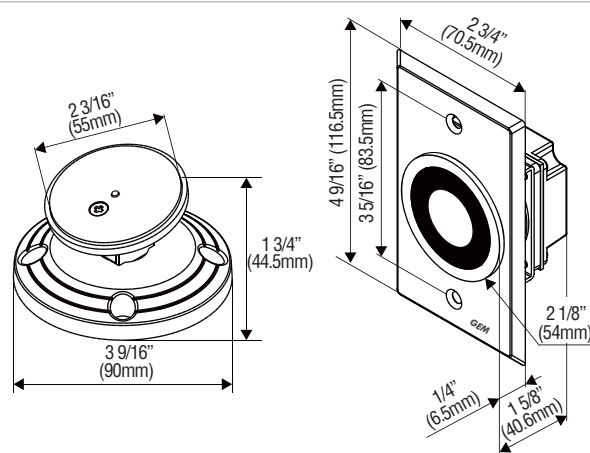


GD970S

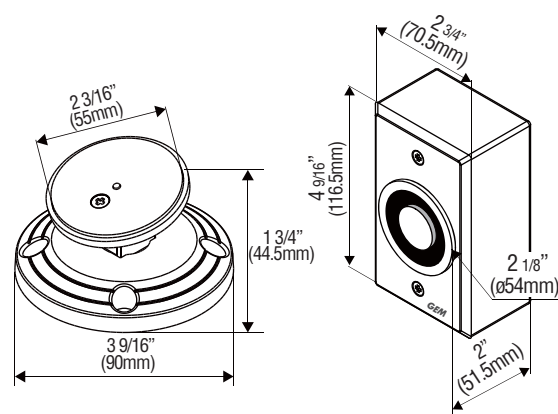


## ANSI Standard Electromagnetic Door Holder Dimensions

**GD990**



**GD990S**



### Warranty

The product is warranted against defects in material and workmanship while used in normal service for a period of 1 year from the date of sale to the original customer. The GEM policy is one of continual development and improvement; therefore GEM reserves the right to change specifications without notice.



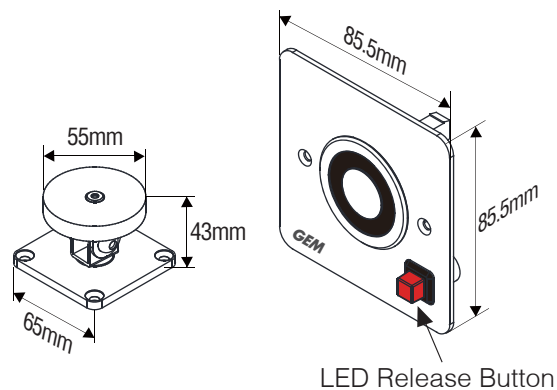
## European Standard Electromagnetic Door Holders

Models	Voltage	Current Draw	Holding Force (lbs.)	Manual Release Button	Mount	Finish/Color	LED	Bond Sensor	Armature Plate Type	
<b>*GD640S</b>	24 VDC *(12 VDC)	60mA/24VDC	70	●	Flush Surface	Stainless steel	●	—	Square	Swivel
<b>*GD840S</b>	24 VDC *(12 VDC)	70mA/24VDC	80	●	Surface	Black	●	—	Round	Swivel or Self-adjustable
<b>*GD850F</b>	24 VDC *(12 VDC)	90mA/24VDC	80	●	Floor	Black	●	—	Round	Swivel or Self-adjustable
<b>*GD860S</b>	24 VDC *(12 VDC)	70mA/24VDC	80	●	Surface	White	●	—	Round	Swivel or Self-adjustable
<b>*RM90</b>	24VDC *(12VDC) Dual 12/24 VDC	250mA/24VDC 200mA/12VDC 100mA/24VDC	550	—	Surface	White	—	Optional	Square	Fixed

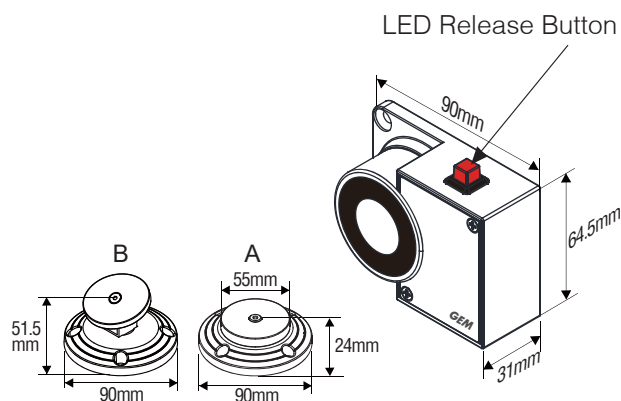
\*Special order for 12VDC operation

## ANSI Standard Electromagnetic Door Holder Dimensions

**GD640S**




**GD840S**

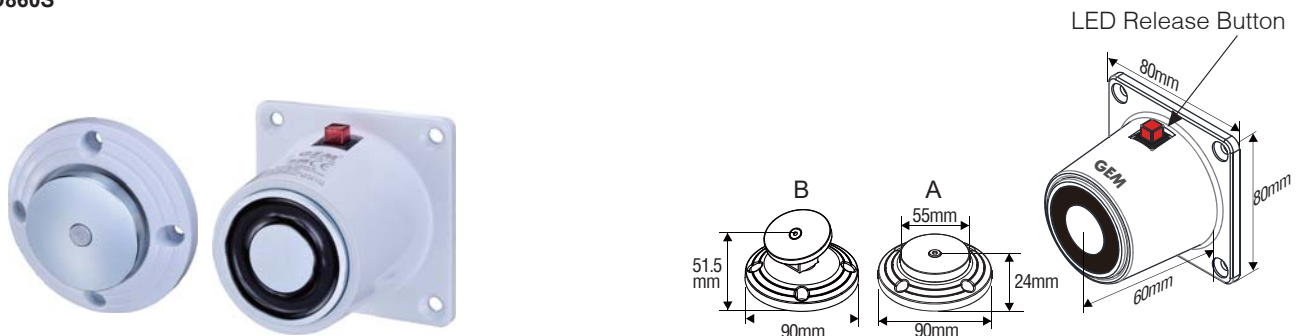


## European Standard Electromagnetic Door Holder Dimensions

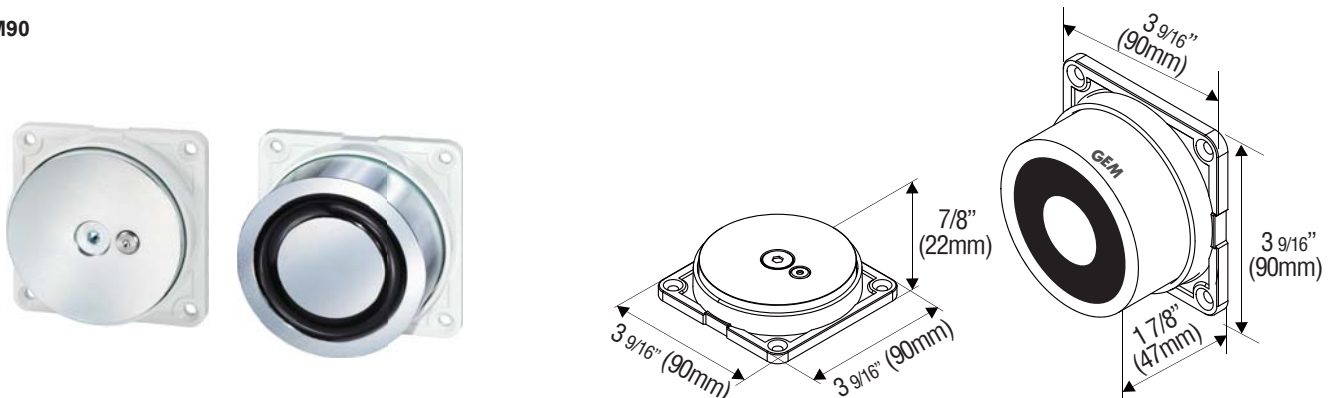
### GD850F



### GD860S



### RM90



#### Notes:

A: Self-adjustable armature plate

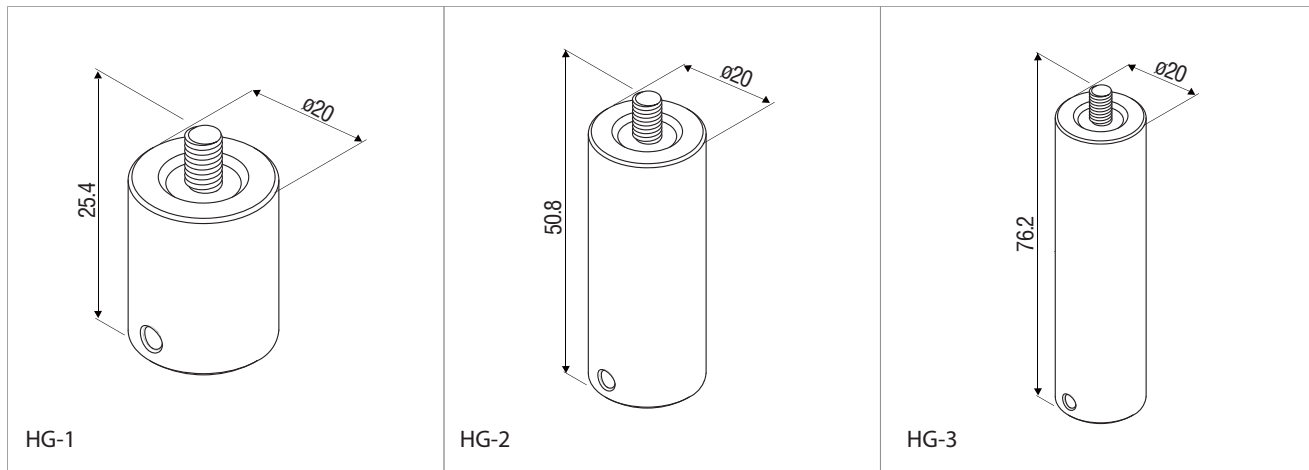
B: Swivel armature plate

#### Warranty

The product is warranted against defects in material and workmanship while used in normal service for a period of 1 year from the date of sale to the original customer. The GEM policy is one of continual development and improvement; therefore GEM reserves the right to change specifications without notice.

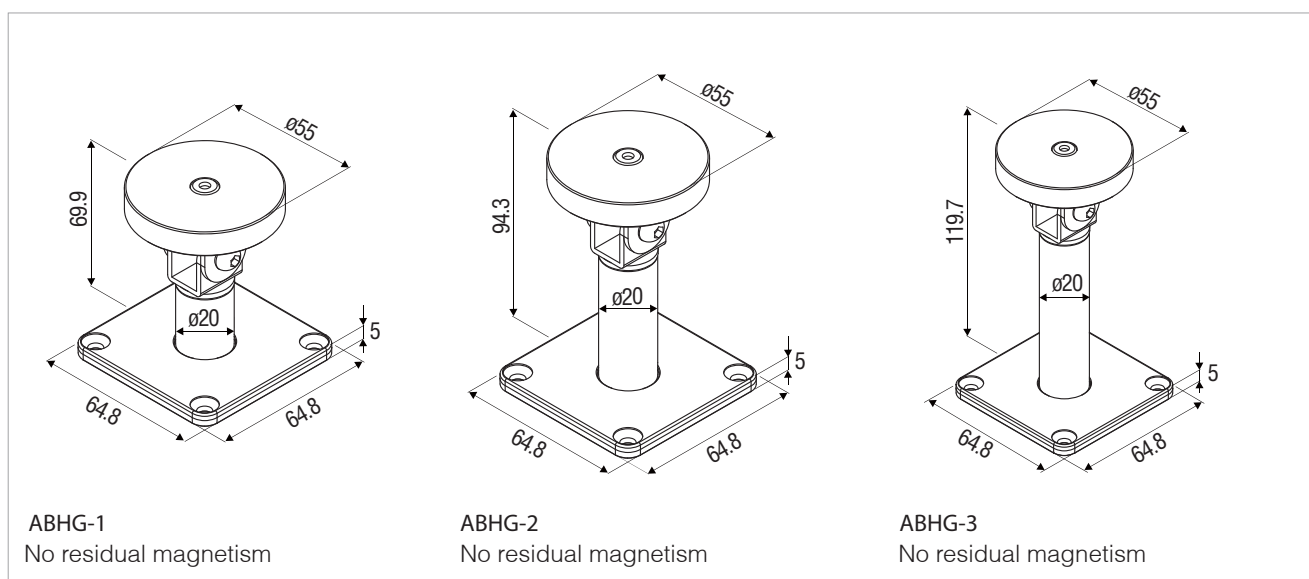
## Extension Rods for Square Type Armature Plates

Extension rod(s) may be required to ensure proper installation by providing increased reach for the Armature Plate.



Note: RM90 is not available for use with extension rod.

## Extension Rod Applications (Square Type Armature Plate Only)



All dimensions in mm