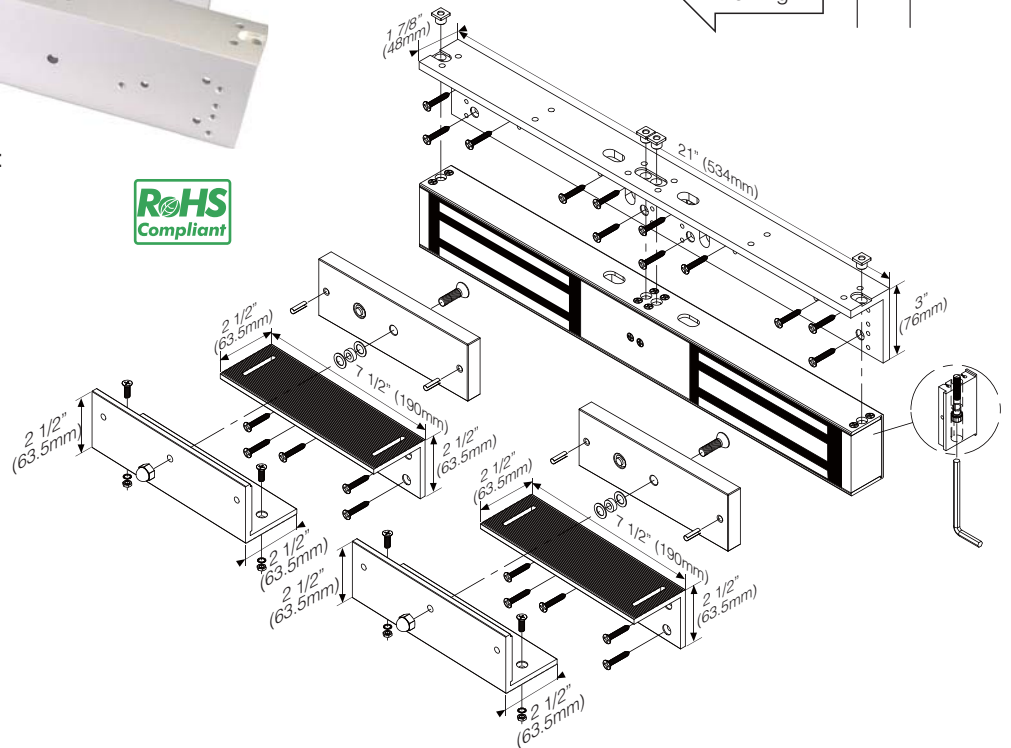
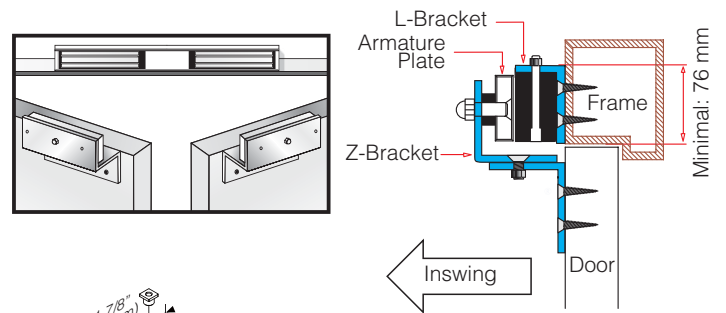


Inswing doors

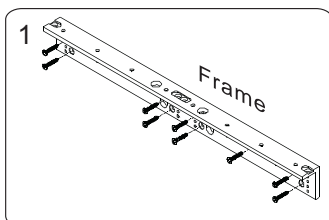
LZ-GEM-D1200 Bracket



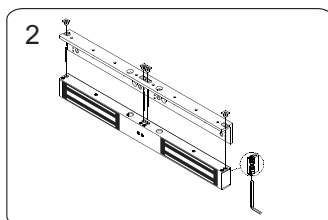
Application for the Electromagnet:
GEM-D1200



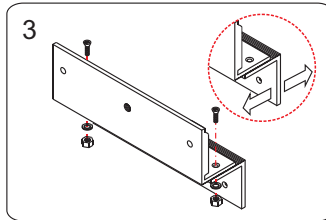
Installation of LZ bracket on Inswing Doors



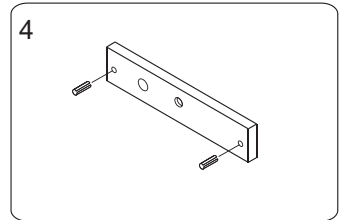
1 Install L bracket on the door frame. Make sure the door may be opened / closed.



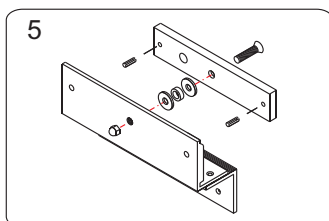
2 Fasten the electromagnet to L bracket with fixing screws.



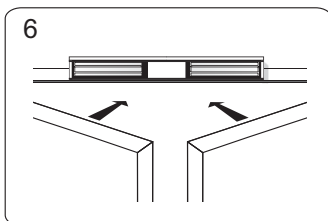
3 Assemble Z bracket. Make sure it is still loose.



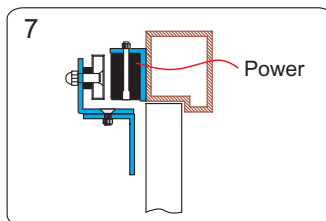
4 Insert the guide pins into the armature plate.



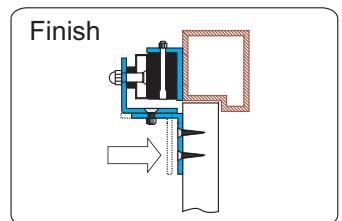
5 Fasten the armature plate to Z bracket. Insert the rubber washer between them.



6 Close the door and turn on the power.



7 Let the armature plate and electromagnet bond together. Press Z bracket to the door leaf.



Finish

Fasten Z bracket to the door leaf.



GIANNI INDUSTRIES, INC.

Tel: +886-2-2267-7986 Fax: +886-2-2267-9876
www.gianni.com.tw inquiry1@gianni.com.tw