



AS-1135
Double pole double throw
Switch:SWH-261-GE
Switch:SWH-260-GE




AS-1136
Double pole double throw
Switch:SWH-261-RE
Switch:SWH-260-RE



AS-1137
Double pole double throw
Switch:SWH-261-BL
Switch:SWH-260-BL



AS-1138
Double pole double throw
Switch:SWH-261-GE
Switch:SWH-260-GE



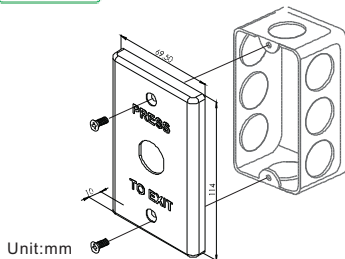
AS-1139
Double pole double throw
Switch:SWH-261-RE
Switch:SWH-260-RE



AS-1140
Double pole double throw
Switch:SWH-261-BL
Switch:SWH-260-BL



ANSI Single Gang Electrical Box
(Aluminum Faceplate)



SMB-101

SMB-750

SMB-500

Surface mounting installation: SMB-500,SMB-750,SMB-101

Exit Button can be directly mounted in ANSI standard Electrical Box.



AS-1141
Single pole single throw
Optional letter color: blue or red
Switch:SWH-CN020



AS-1142
Single pole single throw
Optional letter color: blue or red
Switch:MSW-1901-K-EXIT
Switch:MSW-1902-K-EXIT



AS-1143
Single pole single throw
Optional letter color: blue or red
Switch:MSW-2501-K-EXIT
Switch:MSW-2502-K-EXIT

GIANNI INDUSTRIES, INC.

No. 13, Zhongxing Rd., Tucheng Dist., New Taipei City 236, Taiwan (R.O.C.)
Tel: 886-2 2267 7986 / Fax: 886-2 2267 9876
E-Mail: inquiry@gianni.com.tw
Website: gianni.tw



AS-1144
 Double pole double throw
 Optional letter color: blue or red
 Switch:SWH-1922 (Cables included)
 Switch:SWH-1925 (Cables included)



AS-1145
 Single pole single throw
 Optional letter color: blue or red
 Switch:MSW-1901-EXIT
 Switch:MSW-1902-EXIT



AS-1146
 Single pole single throw
 Optional letter color: blue or red
 Switch:MSW-2501-EXIT
 Switch:MSW-2502-EXIT



AS-1147
 Double pole double throw
 Optional letter color: blue or red
 Switch:SWH-040 (Cables included)



AS-1148
 Double pole double throw
 Optional letter color: blue or red
 Switch:SWH-050 (Cables included)



AS-1149
 Double pole double throw
 Optional switch color: green or red
 Optional letter color: blue or red
 Switch:SWH-060 (Cables included)



AS-1150
 Single pole single throw LED +/- contact
 Optional letter color: blue or red
 Switch:S-SI-PGTOIS-LED



AS-1151
 Single pole single throw LED +/- contact
 Optional letter color: blue or red
 Switch:S-SI-PBT-100-LED



AS-1152
 Double pole double throw LED +/- contact
 Optional letter color: blue or red
 Switch:S-SI-PBT-RE-LED



AS-1153
 Double pole double throw



AS-1154
 Double pole double throw



AS-1155
 Double pole double throw



AS-1156

Double pole double throw
 Optional switch color: green or red
 Optional letter color: blue or red
 Switch:SWH-160-GE
 Switch:SWH-160-RE



AS-1157

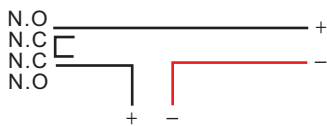
Double pole double throw
 Optional switch color: green or red
 Optional letter color: blue or red
 Switch:SWH-190-GE
 Switch:SWH-190-RE



AS-1158

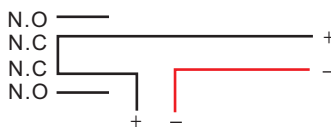
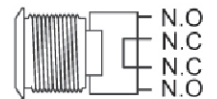
Double pole double throw
 Optional switch color: green or red
 Optional letter color: blue or red
 Switch:S-SI-PBT-GE
 Switch:S-SI-PBT-RE

Exit Buttons can be applied with electromagnetic locks by series or parallel connection. Please refer to the wiring diagram below:



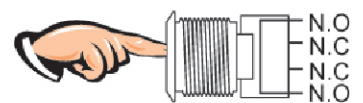
Exit Button can be applied with Electric Strike Locks (Fail-Secure)

Contact



Exit Button can be applied with Electromagnetic Locks (Fail-Safe)

Operation Position



GIANNI INDUSTRIES, INC.

No. 13, Zhongxing Rd., Tucheng Dist., New Taipei City 236, Taiwan (R.O.C.)
 Tel: 886-2 2267 7986 / Fax: 886-2 2267 9876
 E-Mail: inquiry@gianni.com.tw
 Website: gianni.tw